


Renovation Clips

by Clayton DeKorne



Insta-Back clips can make patching drywall a lot simpler. The metal clips are slipped over the edge of the existing wallboard, providing a solid back-up surface for the patch. After the patch and clips are screwed securely together, the break-away tabs are snapped off just below the surface so they won't interfere with mudding. The clips also can be used to support drywall seams between studs and eliminate ridges at butt joints. Small prongs on the back of the clips pull the edge of the board in when it is screwed in place. This creates a slight valley at the joint that reportedly can be taped as well as a tapered edge. For more information, contact Prest-On Company, 316 North Point Lookout, Hot Springs, AR 71913; 800/323-1813.

Raised Panel Drywall



Raised-panel wainscot, wall panels, and ceilings can be put up as easily as conventional drywall with Softforms Drywall. The manufacturer buys oversized gypsum panels from National Gypsum and embosses them with a full depth raised-panel profile. Three different 5/8-inch panels are available—a wainscot sheet with three 12x22 1/2-inch rectangles, an upper wall sheet with three 12x49-inch rectangles, and a ceiling sheet with nine 12-inch squares. It comes with a conventional paper face to be primed and painted or with a red oak veneer. The manufacturer hopes to make other hardwood veneers available as well. For more information, contact Pittcon Industries, Inc., 6409 Rhode Island Ave., Riverdale, MD 20737-1098; 301/927-1000.

Debris Collector




The Scaffimel may be called for if you have to remove asbestos, insulation, or other dusty ceiling debris. It is a reusable hardware system that attaches a polyethylene surround to scaffolding or a scissors lift. The system includes an outrigger frame that can be adjusted from the work platform to provide a wide, enclosed catch area, or to fit into corners and around pipes and beams. A reinforced poly chute with a steel gate attaches to the surround to channel debris into a bag or drum for disposal. For more information, contact Grayling Industries, 1008 Branch Drive, Alpharetta, GA 30201; 800/63501551.

Asbestos Encapsulant



Two products may prove to be an effective barrier over asbestos covered walls, ceilings, hvac systems, and structural members. Faster Plaster and Plaster-in-a-Roll are gypsum impregnated fabrics that can be applied like wallpaper. Faster Plaster is skimmed over with a gypsum-based coating as part of a two-step system. Plaster-in-a-Roll is hung by itself in one step. Both products are made specifically for covering cracks, patches, joints, and loose plaster. Yet, they have been found to be a durable and economic asbestos enclosure by the Canadian federal government. For application over asbestos, the adhesive is thinned 50 percent with water and sprayed on to the surface. For more information, contact Flexi-Wall Systems, P.O. Box 88, Liberty, SC 29657; 803/855-0500.


Current Baseboard



Surface-mounted wires don't have to be conspicuous. Baseway is a PVC electrical raceway that also serves as baseboard trim. A base strip and cover snap together to form a continuous protected channel that is code approved for up to 330 vac of electric current. It can also be used to run TV cable, telephone line, and speaker

wires. The finished chase is 23/4 inches high and 11/16-inch thick. It comes in almond, white, or dark brown, or it can be painted any color with an interior/exterior enamel paint. For more information, contact Delaware Industries, Inc., Suite 125, 9535 Midwest Ave., Cleveland, OH 44124; 216/475-0707.

A Quick Patch



For repairing small holes in hollow walls, Patch It! offers a fast solution. One kit contains enough foamcore backing material to patch a 4-inch square hole. One board, which is treated with an adhesive, is scored down the middle and has a precut hole so it can be slipped into the

hole, unfolded, and pressed to the back surface of the wall. A second board is then cut to fit the hole to provide filler. The patch is completed with mud. For more information, contact Marshalltown Trowel Company, P.O. Box 738, Marshalltown, IA 50158; 515/753-0127. ■