



Remodeling **Cost** *vs* **Value** Report 2008-09

hanley wood

Complete data, organized by project and by city

www.costvsvalue.com

This document contains copyrighted material and is not authorized for display on the Internet or for republication in any media for resale.

PROJECT TYPE	CHICAGO			EAST NORTH CENTRAL			2008 NATIONAL AVERAGES		
MIDRANGE	Job Cost	Resale Value	Cost Recouped	Job Cost	Resale Value	Cost Recouped	Job Cost	Resale Value	Cost Recouped
Attic Bedroom Remodel	\$63,533	\$45,403	71.5%	\$51,226	\$32,943	64.3%	\$48,398	\$35,694	73.8%
Backup Power Generator	17,639	8,952	50.7%	14,906	7,158	48.0%	14,040	8,026	57.2%
Basement Remodel	78,357	48,484	61.9%	64,008	37,851	59.1%	61,011	44,467	72.9%
Bathroom Addition	49,125	28,322	57.7%	40,178	22,322	55.6%	38,078	24,187	63.5%
Bathroom Remodel	19,489	13,635	70.0%	16,568	10,656	64.3%	15,899	11,857	74.6%
Deck Addition (composite)	17,008	11,362	66.8%	15,440	9,910	64.2%	15,277	11,260	73.7%
Deck Addition (wood)	12,251	9,295	75.9%	10,534	7,263	68.9%	10,601	8,676	81.8%
Family Room Addition	104,472	62,785	60.1%	85,752	49,641	57.9%	81,315	53,608	65.9%
Garage Addition	73,869	41,692	56.4%	60,018	33,559	55.9%	57,272	38,161	66.6%
Home Office Remodel	32,666	15,466	47.3%	28,979	13,224	45.6%	28,094	15,329	54.6%
Major Kitchen Remodel	65,782	47,826	72.7%	58,253	38,726	66.5%	56,611	43,030	76.0%
Master Suite Addition	131,199	80,337	61.2%	107,036	62,377	58.3%	101,571	67,037	66.0%
Minor Kitchen Remodel	23,722	17,537	73.9%	21,758	15,038	69.1%	21,246	16,881	79.5%
Roofing Replacement	26,411	16,189	61.3%	20,227	11,056	54.7%	18,825	12,336	65.5%
Siding Replacement	12,806	10,332	80.7%	10,398	7,591	73.0%	10,256	8,274	80.7%
Sunroom Addition	85,768	43,983	51.3%	71,591	36,740	51.3%	71,745	40,715	56.7%
Two-Story Addition	182,341	126,202	69.2%	152,236	93,575	61.5%	146,538	103,553	70.7%
Window Replacement (vinyl)	13,495	10,209	75.6%	11,076	7,429	67.1%	10,537	8,132	77.2%
Window Replacement (wood)	14,564	10,792	74.1%	12,117	8,156	67.3%	11,512	8,946	77.7%
UPSCALE	Job Cost	Resale Value	Cost Recouped	Job Cost	Resale Value	Cost Recouped	Job Cost	Resale Value	Cost Recouped
Bathroom Addition	\$91,774	\$56,502	61.6%	\$77,667	\$44,865	57.8%	\$74,325	\$49,100	66.1%
Bathroom Remodel	61,470	40,360	65.7%	53,345	32,875	61.6%	51,455	36,400	70.7%
Deck Addition (composite)	41,599	22,157	53.3%	37,893	20,747	54.8%	37,498	23,706	63.2%
Garage Addition	108,021	57,761	53.5%	89,732	47,908	53.4%	85,844	53,908	62.8%
Major Kitchen Remodel	123,164	82,730	67.2%	113,056	70,703	62.5%	110,964	78,398	70.7%
Master Suite Addition	268,269	147,115	54.8%	231,714	124,730	53.8%	223,876	136,764	61.1%
Roofing Replacement	50,249	28,308	56.3%	39,144	20,594	52.6%	36,296	22,861	63.0%
Siding Replacement (fiber-cement)	14,039	12,185	86.8%	12,965	10,279	79.3%	13,177	11,424	86.7%
Siding Replacement (foam-backed vinyl)	15,394	12,676	82.3%	12,184	9,061	74.4%	12,528	10,074	80.4%
Window Replacement (vinyl)	17,432	13,424	77.0%	14,322	9,806	68.5%	13,608	10,781	79.2%
Window Replacement (wood)	21,394	15,963	74.6%	18,276	12,127	66.4%	17,580	13,455	76.5%

CONFIDENCE INTERVAL: East North Central: 95% +/- 4% CONFIDENCE INTERVAL: National: 99% +/- 2%

Project Descriptions

ATTIC BEDROOM REMODEL

Convert unfinished attic space to a 15-by-15-foot bedroom and a 5-by-7-foot bathroom with shower. Include a 15-foot shed dormer, four new windows, and closet space under the eaves. Insulate and finish ceiling and walls. Carpet floor. Extend existing HVAC to new space; provide electrical wiring and lighting to code. Retain existing stairs, but add rail and baluster around stairwell.

BACKUP POWER GENERATOR

Install Guardian or similar electrical backup system with capacity for providing 70 amps of emergency power in two 240-volt circuits and six 120-volt circuits. Assume existing LP gas supply. Include generator mounted on 2x4 concrete or composite pad, automatic transfer switch, load center, exterior disconnect, and grounding rod. Include 30 feet of conduit and electrical cable for generator connections; grounded cable for circuits; 5 feet of flexible fuel line for connection to existing rigid gas supply line; and automotive-type storage battery.

BASEMENT REMODEL

Finish the lower level of a house to create a 20-by-30-foot entertaining area with wet bar and a 5-by-8-foot full bathroom; construct 24 linear feet of finished partition to enclose mechanical area. Walls and ceilings are painted drywall throughout; exterior walls are insulated; painted trim throughout. Include five six-panel factory-painted hardboard doors with passage locksets. Electrical wiring to code.

Main room: Include 15 recessed ceiling light fixtures and three surface-mounted light fixtures, and a snap-together laminate flooring system.

Bathroom: Include standard white toilet, vanity with cultured marble top, resilient vinyl flooring, two-piece fiberglass shower unit, a light/fan combination, vanity light

fixture, recessed medicine cabinet, towel and paper-holder hardware.

Bar area: Include 10 linear feet of raised-panel oak cabinets with laminate countertops, stainless steel bar sink, single-lever bar faucet, undercounter refrigerator, and vinyl floor tile.

BATHROOM ADDITION

Add a full 6-by-8-foot bathroom over a crawlspace with poured concrete walls. Include cultured-marble vanity top with molded sink; standard chrome faucets; 30-by-60-inch white fiberglass tub/shower with ceramic tile surround; single-lever temperature and pressure-balanced faucet; white low-profile toilet; general and spot lighting; electrical wiring to code; mirrored medicine cabinet; linen storage closet or cabinet; vinyl wallpaper; painted trim; and ceramic tile floor.

BATHROOM ADDITION — UPSCALE

Add a new 100-square-foot master bathroom to existing master bedroom over a crawlspace. Include 42-by-42-inch neo-angle shower with ceramic tile walls with accent strip, recessed shower caddy, body-spray fixtures, and frameless glass enclosure. Include a customized whirlpool tub; stone countertop with two sinks; two mirrored medicine cabinets with lighting; a compartmentalized commode area with one-piece toilet; and a humidistat-controlled exhaust fan. Use all color fixtures. Use larger matching ceramic tiles on the floor, laid on the diagonal with ceramic tile base molding. Add general and spot lighting including waterproof shower fixture. Cabinetry shall include a custom drawer base and wall cabinets for a built-in look. Extend HVAC system, and include electric in-floor heating and heated towel bars.

BATHROOM REMODEL

Update an existing 5-by-7-foot bathroom. Replace all fixtures to include 30-by-60-inch porcelain-on-steel tub with 4x4-inch ceramic tile surround; new single-lever temperature and pressure-balanced shower control; standard white toilet; solid-surface vanity counter with integral sink; recessed medicine cabinet with light; ceramic tile floor; vinyl wallpaper.

BATHROOM REMODEL — UPSCALE

Expand an existing 35-square-foot bathroom to 100 square feet within existing house footprint. Relocate all fixtures. Include 42-by-42-inch neo-angle shower with ceramic tile walls with accent strip, recessed shower caddy, body-spray fixtures, and frameless glass enclosure. Include a customized whirlpool tub; stone countertop with two sinks; two mirrored medicine cabinets with lighting; a compartmentalized commode area with one-piece toilet; and a humidistat-controlled exhaust fan. Use all color fixtures. Use larger matching ceramic tiles on the floor, laid on the diagonal with ceramic tile base molding. Add general and spot lighting including waterproof shower fixture. Cabinetry shall include a custom drawer base and wall cabinets for a built-in look. Extend HVAC system, and include electric in-floor heating and heated towel bars.

DECK ADDITION (WOOD)

Add a 16-by-20-foot deck using pressure-treated joists supported by 4x4 posts anchored to concrete piers. Install pressure-treated deck boards in a simple linear pattern. Include a built-in bench and planter of the same decking material. Include stairs, assuming three steps to grade. Provide a complete railing system using pressure-treated wood posts, railings, and balusters.

Project Descriptions continued

DECK ADDITION (COMPOSITE)*

Add a 16-by-20-foot deck using pressure-treated joists supported by 4x4 posts anchored to concrete piers. Install composite deck material in a simple linear pattern. Include a built-in bench and planter of the same decking material. Include stairs, assuming three steps to grade. Provide a complete railing using a matching system made of the same composite as the decking material.

DECK ADDITION — UPSCALE*

Add a 16-by-20-foot deck using pressure-treated joists supported by 4x4 posts anchored to concrete piers. At one corner, add a second, 10-foot-diameter six-sided platform one step down from the main deck. Include stairs on the smaller deck, assuming three steps to grade. Install composite deck material in a simple linear pattern. Trim the perimeter joists and wrap the 4x4 posts with composite materials to match the decking. Using the same decking material, include a built-in bench and planter along one 16-foot side. On the remaining perimeter, provide a railing system using composite material of contrasting or complementary colors that includes decorative balusters, post caps, and lighting. Railing and trim should provide for overall curb appeal to the outdoor living space by integrating the deck with the home's color and architecture, creating a custom look.

FAMILY ROOM ADDITION

In a style appropriate to the existing house, add a 16-by-25-foot room on a crawlspace foundation with vinyl siding and fiberglass shingle roof. Include drywall interior with fiberglass insulation, pre-finished hardwood floor, and 180 square feet of glazing including windows, atrium-style exterior doors, and two operable skylights. Tie into existing HVAC. Add electrical system to code, including 12 recessed ceiling lights.

GARAGE ADDITION

Construct a 26-by-26-foot freestanding two-car garage, including footings and slab-on-grade foundation, 2x4 wood frame with OSB structural sheathing, and gable truss roof at 6/12 pitch. Install 25-year asphalt shingle roofing with galvanized metal flashing; vinyl siding and trim. Install five double-hung 30-by-48-inch vinyl windows; one 30/68 exterior door with half-glass and lockset; and two composite 9x8 overhead doors with motorized openers. Include 100-amp breaker at main house panel and 50 linear feet of trench buried conduit to feed new electrical sub-panel. Provide electrical wiring for openers; three-way switching for fluorescent ceiling fixtures over each bay; three-way switching for two exterior spotlights; outlets to code. Interior wall, floors, and ceilings remain unfinished.

GARAGE ADDITION — UPSCALE

For the same midrange two-car garage, add interior wall finish using moisture-resistant drywall on ceiling and three walls. At rear wall, install modular storage systems including wall panels, upper and lower storage cabinets with work surfaces, and required task lighting. Trim all windows and doors and provide base molding at perimeter; paint all trim, ceiling, and walls. Finish cement floor with color, slip-resistant epoxy sealer.

HOME OFFICE REMODEL

Convert an existing 12-by-12-foot room to a home office. Install custom cabinets to include 20 linear feet of laminate desktop, computer workstation, and wall cabinet storage. Rewire room for computer, fax machine, and other electronic equipment, as well as cable and telephone lines. Include drywall interior, painted trim, and commercial-grade carpeting.

MAJOR KITCHEN REMODEL

Update an outmoded 200-square-foot kitchen with a functional layout of

30 linear feet of semi-custom wood cabinets, including a 3-by-5-foot island; laminate countertops; and standard double-tub stainless-steel sink with standard single-lever faucet. Include energy-efficient wall oven, cooktop, ventilation system, built-in microwave, dishwasher, garbage disposal, and custom lighting. Add new resilient flooring. Finish with painted walls, trim, and ceiling.

MAJOR KITCHEN REMODEL — UPSCALE

Update outmoded 200-square-foot kitchen with 30 linear feet of top-of-the-line custom cherry cabinets with built-in sliding shelves and other interior accessories. Include stone countertops with imported ceramic or glass tile backsplash; built-in refrigerator, cooktop, and 36-inch commercial grade range and vent hood; built-in warming drawer, trash compactor, and built-in combination microwave and convection oven. Install high-end undermount sink with designer faucets and built-in water filtration system. Add new general and task lighting including low-voltage undercabinet lights. Install cork flooring, cherry trim.

MASTER SUITE ADDITION

Add a 24-by-16-foot master bedroom suite over a crawlspace. Include walk-in closet/dressing area, whirlpool tub in ceramic tile platform, separate 3-by-4-foot ceramic tile shower, and double-bowl vanity with solid-surface countertop. Bedroom floor is carpet; bathroom floor is ceramic tile. Painted walls, ceiling, and trim. General and spot lighting, exhaust fan; electrical wiring to code.

MASTER SUITE ADDITION — UPSCALE

Add a 32-by-20-foot master bedroom suite over a crawlspace.

Bedroom: Add a spacious sleeping area with lounging/sitting area adjacent to large master bathroom. Include custom

*NOTE: The two midrange deck projects in 2008-09 are identical except that one of them specifies composite decking and railings. That composite project was treated as an upscale project in 2007, but was reclassified as midrange to enable easier comparisons with wood decks. The 2008-09 Deck Addition — Upscale is a completely new project that adds design complexity and accessories.

Project Descriptions continued

bookcases and built-in storage with millwork details; high-end gas fireplace with stone hearth and custom mantle; and large walk-in closet/dressing area with natural light, mirrors, and linen storage. Add French doors to exterior.

Bathroom: Include a large walk-in shower with dual shower system, stone shower walls and floor, and custom frameless glass enclosure. Add corner-design whirlpool tub bordered on two sides by windows and built into granite or marble platform with custom cabinet front. Include two sinks in separate custom vanities with stone countertops and large mirrors. Create partitioned area for luxury one-piece toilet.

General: Add 5-foot-long hospitality center with bar sink, undercounter refrigerator, custom cabinetry, granite or marble countertop, and microwave. Include soundproofing, in-floor heating, custom wall finishes and hardware, general and spot lighting, and lighting controls.

MINOR KITCHEN REMODEL

In a functional but dated 200-square-foot kitchen with 30 linear feet of cabinetry and countertops, leave cabinet boxes in place but replace fronts with new raised-panel wood doors and drawers, including new hardware. Replace wall oven and cooktop with new energy-efficient models. Replace laminate countertops; install midpriced sink and faucet. Repaint trim, add wall covering, and remove and replace resilient flooring.

REPLACE ROOFING

Remove existing roofing to bare wood sheathing and dispose of properly. Install 30 squares of 235-pound fiberglass asphalt shingles (min. 25-year warranty) with new felt underlayment, galvanized drip edge, and mill-finish aluminum flashing. Assume a 5-square hip roof; custom flashing at two average-sized skylights; and custom cap treatment at vented ridge.

REPLACE ROOFING — UPSCALE

Remove existing roofing to bare wood

sheathing and dispose of properly. Install 30 squares of standing seam metal, formed on site into 16-inch panels using factory-enameled roll steel; double-lock all seams. Use custom brake-bent flashing from same material for drip edge and all flashing at roof-wall intersections. Assume a 5-square hip roof; custom flashing at two average-sized skylights; and custom cap treatment at vented ridge. Apply over new felt underlayment; use ice-and-water membrane at eaves, valleys, and all penetrations.

REPLACE SIDING

Replace 1,250 square feet of existing siding with new vinyl siding, including all trim.

REPLACE SIDING — UPSCALE (FIBER-CEMENT)

Replace 1,250 square feet of existing siding with new fiber-cement siding, factory primed and factory painted. Include all 4/4 and 5/4 trim using either fiber-cement boards or cellular PVC.

REPLACE SIDING — UPSCALE (FOAM-BACKED VINYL)

Replace 1,250 square feet of existing siding with new foam-backed vinyl siding, including factory trim at all openings and corners.

SUNROOM ADDITION

Construct a 200-square-foot sunroom addition, including footings and slab-on-grade foundation. Post-and-beam framing exposed on interior side. Wall glazing: vinyl or aluminum clad awning and casement windows with low-E, laminated or tempered glazing and screens. Roof glazing: 10 large aluminum-clad venting skylights with screens. Provide ceiling fan; insulate all non-glass areas; provide movable shades for glass area. Quarry tile or equal on floor.

TWO-STORY ADDITION

Add a first-floor family room and a second-floor bedroom with full bathroom in a 24-by-16-foot two-story wing over a crawlspace. Add new HVAC system to

handle addition; electrical wiring to code. **Family room:** Include a prefabricated gas fireplace; 11 3-by-5-foot double-hung insulated clad-wood windows; an atrium-style exterior door; carpeted floors; painted drywall on walls and ceiling; and painted trim.

Bathroom: 5 by 8 feet. Include a one-piece fiberglass tub/shower unit; standard white toilet; wood vanity with solid-surface countertop; resilient vinyl flooring; and mirrored medicine cabinet with built-in light strip; papered walls; and painted trim; exhaust fan. **Bedroom:** Include walk-in closet/dressing area; carpet; painted walls, ceiling, and trim; general and spot lighting.

REPLACE WINDOWS (VINYL)

Replace 10 existing 3-by-5-foot double-hung windows with insulated vinyl replacement windows. Wrap existing exterior trim as required to match. Do not disturb existing interior trim.

REPLACE WINDOWS (WOOD)

Replace 10 existing 3-by-5-foot double-hung windows with insulated wood replacement windows, exterior clad in vinyl or aluminum. Wrap existing exterior trim as required to match. Do not disturb existing interior trim.

REPLACE WINDOWS — UPSCALE (VINYL)

Replace 10 existing 3-by-5-foot double-hung windows with insulated, low-E, simulated-divided-lite vinyl windows. Simulated wood-grain interior finish; custom-color exterior finish. Trim exterior to match existing; do not disturb existing interior trim.

REPLACE WINDOWS — UPSCALE (WOOD)

Replace 10 existing 3-by-5-foot double-hung windows with insulated, low-E, simulated-divided-lite wood windows. Interior finish of stained hardwood; exterior finish of custom-color aluminum cladding. Trim exterior to match existing; do not disturb existing interior trim.

User Guidelines

The Cost vs. Value Report (“The Report”) contains copyrighted material that is being made available in free, downloadable PDF documents as a public service. While Hanley Wood, LLC retains all rights to The Report, you may use this information for personal or business purposes, subject to the following:

PROHIBITED USES

1. **RESALE.** Under no circumstances may The Report, whether in whole or part, be sold in any format, including print, digital, electronic file, fax, or other medium.
2. **PUBLICATION OF DATA.** No data from The Report may be published as a PDF. City data from The Report may not be distributed or published in any format, including print, digital, electronic file, fax, or other medium. Other data may be published under certain conditions (see Permitted Uses below).
3. **APPLICATIONS/SOFTWARE.** None of the national, regional, or city data, whether in whole or part, may be used in any kind of computer- or Web-based application, calculator, database, or other automated, electronic, or digital device, instrument, or software except as licensed by Hanley Wood (see Permitted Uses below).

PERMITTED USES

1. You do not need prior approval from Hanley Wood to display, distribute, or print the national or regional summary data, provided that it is not published as a PDF, and you acknowledge the source per the Citation Guidelines below.
2. Any of the narrative accompanying the tables that appear at www.costvsvalue.com or in the November 2008 issue of REMODELING magazine may be excerpted following fair-use convention and subject to the Citation Guidelines below.
3. For permission to use the data in a software or Web-based application or calculator, or to excerpt extensively from or reprint the November 2008 REMODELING magazine article, send an e-mail to costvsvaluepermissions@hanleywood.com that includes the following:
 - a description of the media in which the excerpt will appear (book, magazine, online story, etc.), or the application or calculator in which the data will be used. If online, include the length of time the material will be published.
 - a description of the material to be excerpted (specific projects, cities, etc.) or the actual excerpt or data.

CITATION GUIDELINES

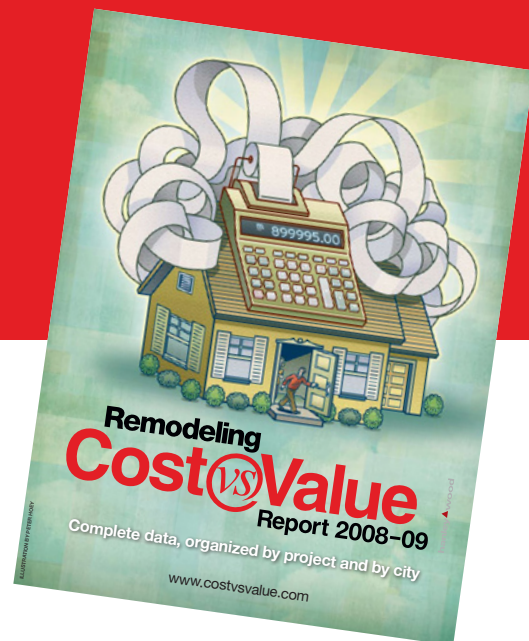
You must acknowledge any information excerpted from The Report as follows:

“© 2008 Hanley Wood, LLC. Reproduced by permission. Complete city data from the Remodeling 2008–09 Cost vs. Value Report can be downloaded free at www.costvsvalue.com.”

Cost^{vs}Value

Report

The 2008 REMODELING Cost vs. Value Report has been brought to you thanks to the following companies.



Andersen[®]
WINDOWS • DOORS



 **FERGUSON**[®]


GRACE



JamesHardie

STANLEY

BOSTITCH[®]



You'll run out of rooms before you run out of options.

Andersen[®] windows come in styles, shapes and sizes to fit any purpose and every personality. With natural wood interiors, low-maintenance exteriors and a host of elegant options, it's no wonder professional builders and remodelers choose Andersen windows more often than any other brand.

Click here to visit andersenwindows.com

WINDOWS • DOORS
Andersen[®] 

Come home to Andersen.

FAUCETS. FIXTURES. APPLIANCES. LIGHTING.


PASSIONATE PEOPLE!

At Ferguson, it's true that our inventory is huge. Our distribution expertise is unrivaled. And our one-stop shopping for remodeling products is the height of convenience. But there is one thing we supply that remodeling professionals have come to rely on again and again for over 50 years – **our people**. Our associates make certain you can depend on Ferguson – where friendly service, expertise, and a willingness to go the extra mile are never in short supply.

Nobody expects more from us than we doSM
ferguson.com/remodeler



KARBON™ FAUCET




FOUNTAINHEAD™ BATH



INDIO™ SINK



FOUNTAINHEAD™ TOILET



PALLENE™ LAVATORY

© 2009 Ferguson

FERGUSON®

THE BOLD LOOK
OF **KOHLER**®

Leak Prevention. Nailed.



Be sure to Roof it Right®. Insist on Grace high-performance roofing underlayments.

Grace Ice & Water Shield® is the only choice for the ultimate leak protection. Nothing else seals around fasteners, sticks to the roof deck, makes stronger water-tight laps, or has better dimensional stability.

The name says it all - **Grace Tri-Flex Xtreme** high-performance, synthetic roof underlayment takes skid-resistance to the next level. It's stronger and more durable. It won't tear away from nails, even under the harshest weather conditions!

GRACE

For more information visit graceconstruction.com



Because no one ever wished
they'd spent more time
painting their house.

What if there were a way to make your house strikingly beautiful and at the same not have to think about painting every five years or so. It's possible with James Hardie® siding with ColorPlus® Technology. Available in a wide range of colors, it resists peeling and cracking and comes with a 50-year product warranty and 15-year finish warranty. So it'll be as gorgeous years from now as it is the day it goes on. There are four million homes with James Hardie siding. Wouldn't it be great if yours were one of them.

Visit www.jameshardie.com.

Or call 1-866-4-HARDIE.



JamesHardie



ColorPlus
Technology



POWERFUL BRANDS
INNOVATIVE PRODUCTS
CONSUMER INSIGHT
TARGETED SERVICES

insideadvantage.com

They say no two customers
are exactly alike.
To which we say, "Exactly."

Whirlpool Corporation is your single source for the most comprehensive lineup of powerful, consumer-preferred appliance brands.

Even better, each is tailored to appeal to an individual personality type, so you can match every homeowner's wants in the best way possible: Exactly.
1.800.253.3977. insideadvantage.com.

Powerful brands. Impressive portfolio.





TAKE YOUR BEST SHOT

Our new oil-free finish nailers are engineered to help you achieve the level of craftsmanship you were always capable of. They offer precision-driven features such as dry-fire lockout, dial-a-depth technology, swivel fittings, patented profile tips ... even an integrated pencil sharpener.

For nearly 40 years, **Stanley-Bostitch** has designed its products to be the most reliable & durable pneumatic tools available. Maybe that's why more finish carpenters and serious woodworkers rely on **Stanley-Bostitch** products more than any other major brand.*



FN1664K

16 Gauge Finish Nailer



BT1855K

18 Gauge Brad Nailer



SX1838K

18 Gauge Finish Stapler



*Based on third-party survey in U.S. and Canada asking for the brands of finish products used in the previous 12 months.

© 2009 The Stanley Works

www.bostitch.com

STANLEY

BOSTITCH®